

FIRENZE SG

DESIGN: NATISA DESIGNERS

Forme delicate e curvilinee contraddistinguono la scocca Firenze, sgabello con struttura in metallo o legno. Le cuciture orizzontali su schienale e seduta creano un ritmo visivo caratterizzante.





Delicate and curvilinear shapes characterise the Firenze shell; a stool with a metal or wooden structure. The horizontal stitching on the back and seat create a distinctive visual rhythm.















FIRENZE SGW65-75



FIRENZE SG65

Sgabello in legno Wooden stool				
FIRENZE SGW65	94	64	40	47
FIRENZE SGW75	103	75	40	47

Sgabello in metallo Metal stool				
FIRENZE-SG2	78/103	53/78	40	48
FIRENZE-SG65	96	66	49	43

Struttura Frame	Poggiapiedi Footrest	Seduta/schienale Seat/Back
Legno Di Faggio/Beech Wood  ABI  LB  LGN  NO	 CR	RA Tessuto/Fabric RALLY TA Tessuto/Fabric TAMINO SX Ecopelle/Ecoleather SX
Struttura Frame  CR		
Struttura Frame  CR  GRAF		