






Dati tecnici / Technical Data

Tavolo / Table				Piano / Top
Human 180	90	75	180	RE – Rettangolare / Rectangular
Human 200	100	75	200	RE – Rettangolare / Rectangular
Human 200	100	75	200	BOR – Botte raggiato / Barrel shape with rayed corner
Human 200	110	75	200	BOR – Botte raggiato / Barrel shape with rayed corner
Human 240	100	75	240	BOR – Botte raggiato / Barrel shape with rayed corner
	120	75	240	
Human 120		∅	75	TO – Tondo / Round
Human 147		∅	147	TO – Tondo / Round

Spessore / Thickness

1,2 cm vetro, gres / glass, stoneware (Human 120)

1,8 cm gres / stoneware (Human 147)

2,5 cm impiallacciato INOC - IRON / Veneered INOC - IRON

3 cm impiallacciato IROI - IEUC, metallo spazzolato / Veneered IROI - IEUC, brushed metal

Base / Base

Metallo / Metal



Piano / Top – All. / Ext.

Impiallacciato / Veneered



Vetro / Glass



Metallo Spazzolato / Brushed Metal



Gres / Stoneware

