




Dati tecnici / Technical Data



	Piani / Tops			
Coast 3	3	150	94 (Gres / Stoneware) – 92 (Vetro / Glass)	35
Coast 4	4	150	136 (Gres / Stoneware) – 134 (Vetro / Glass)	35
Coast 5	5	150	177 (Gres / Stoneware) – 175 (Vetro / Glass)	35
Coast 6	6	150	219 (Gres / Stoneware) – 217 (Vetro / Glass)	35

Spessore / Thickness

1,8 cm gres / stoneware

1,2 cm vetro / glass

Struttura / Frame

Legno di Frassino / Ash Wood



FGNO

FNOL

FNO

Piano / Top – All. / Ext.

Gres / Stoneware



GMGR

GSTO

GMAR

GSTL

GSAL

GCAL

GFIL

GROL

GAML

GTHU

GBRE

Vetro / Glass



VTE

Note

L'altezza varia a seconda del materiale del piano / The height changes according to the material of the top